












































# WTOC 2018, PreO Day 1 Para

07.08.2018

## Results

No	Name	Country	Result		Place
			Pts	Sec	
334	Ola Jansson	 Sweden	28	88s	1
322	Svein Jakobsen	 Norway	28	151s	2
333	Michael Johansson	 Sweden	27	72s	3
301	Bohuslav Hulka	 Czech Republic	27	97s	4
302	Jana Kostova	 Czech Republic	25	167s	5
336	Iryna Kulykova	 Ukraine	25	185s	6
303	Pavel Dudik	 Czech Republic	24	93s	7
304	Soren Saxtorph	 Denmark	24	94s	8
332	Inga Gunnarsson	 Sweden	24	221s	9
337	Valerii Lytvynov	 Ukraine	23	147s	10
329	Nataliia Salakhova	 Russian Federation	23	175s	11
338	Vladyslav Poznianskyi	 Ukraine	23	203s	12
330	Miguel Angel Garcia Grinda	 Spain	23	214s	13
328	Pavel Shmatov	 Russian Federation	22	90s	14
309	Pekka Seppa	 Finland	22	145s	15
319	Borissas Gavriloovas	 Lithuania	22	146s	16
326	Ricardo Pinto	 Portugal	22	148s	17
307	Taivo Toomas	 Estonia	22	228s	18
314	Piergiorgio Zancanaro	 Italy	22	234s	19
311	Richard Keighley	 Great Britain	21	50s	20
308	Kari Pinola	 Finland	21	94s	21
327	Dmitriy Dokuchaev	 Russian Federation	21	155s	22
310	Tuomo Markelin	 Finland	21	175s	23
320	Laima Lazinskiene	 Lithuania	21	210s	24
316	Guntis Jakubovskis	 Latvia	21	212s	25
306	Mohamed Halawa	 Egypt	20	101s	26
317	Valdis Strods	 Latvia	20	111s	27
331	Sergio Martin Carrasco	 Spain	20	211s	28
324	Rafal Bednarski	 Poland	19	154s	29
335	Rolf Karlsson	 Sweden	18	89s	30
321	Tadeus Simkovic	 Lithuania	18	104s	31
312	Maria Bertilla Pajaro	 Italy	18	163s	32
318	Vjaceslavs Lukasevics	 Latvia	17	101s	33
305	Ahmed Shaaban	 Egypt	16	204s	34
313	Mauro Nardo	 Italy	15	142s	35
325	Slawomir Mysza	 Poland	14	165s	36

No	Name	Country	Result		Place
			Pts	Sec	
323	Marzena Borucka	 Poland	13	140s	37
339	Christ Rasmussen	 United States	11	137s	38
315	Nobuyuki Takayanagi	 Japan	11	162s	39
341	Julius Schram	 United States	10	154s	40
340	Daniel Heimgartner	 United States	13	146s	DSQ